

Parent Guide



@twinklparents

We're excited to share this activity with you. If you are interested in finding more engaging, fun and interesting activities for you and your children, then check out these links to different areas of the [Twinkl Parents](#) website.

games



crafts



puzzles



experiments



word searches



What is this resource and how do I use it?

This resource has information for parents about supporting children with SEND as they develop their communication skills. It includes games and activities to share with your child which have been split into the following areas of communication: attention and listening skills, turn-taking, and questioning and following instructions.

What skills does this practise?

SEND Knowledge

Empowering Parents of Children with SEND

Advice and Support

Communication Skills

Further Activity Ideas and Suggestions

Resources and guidance for parents about communication skills can be found [here](#).

More resources to develop these areas of communication can be found [here](#).

Parents Blog



Twinkl Kids' TV



Homework Help



twinkl

Parents Hub



Games to Play with Your Child to Develop Their Communication Skills

Games to Play with Your Child to Develop Their Communication Skills

What is Communication?

Communication is the successful sharing of ideas and feelings at the right time and in the right way. Communication uses speech, language and visual aids to get messages to others.

Communication Needs:

Communication needs often fall under the umbrella term SLCN (Speech, Language and Communication Needs) and refers to children who have difficulties communicating. SLCN encompasses a wide range of disabilities that can affect communication, including speech delay and Autism Spectrum Condition (ASC).

Processes Involved in Communication:

- attention and listening
 - hearing
- interpreting non-verbal communication
 - remembering
 - understanding

Difficulties with Communication May Include:

- poor turn-taking skills in communication and activities
- problems attempting to get a conversation back on track
- not understanding or reacting to non-verbal cues, such as body language
- not being able to understand or apply a different kind of language or communication depending on whom they are talking to. For example, using the same words and tone of voice when they are talking to their friends and teachers

Games to Play With Your Child By Area of Communication:

Listening and Attention Skills – At Home

Simon Says - 'Simon says, touch your nose'

I Went to the Market and Bought - Take it in turns to pick a word in an agreed topic or category, for example fruit, vegetables or toys.

Actions to Music - For example, do a star jump when the music stops.

Barrier Games - A barrier game is a way to develop verbal communication skills. They involve two players who have a 'barrier' (generally a book or box) between them. Each person must give the other verbal instructions to complete certain tasks on their 'boards' which will vary depending on the game.

Jigsaw Puzzles - Take it in turns to find things in the finished picture.

Silly Stories - Read a favourite story and make silly errors - did your child spot them?

Spot the Difference - Encourage your child to spot the differences between two pictures and then have a chat about them.



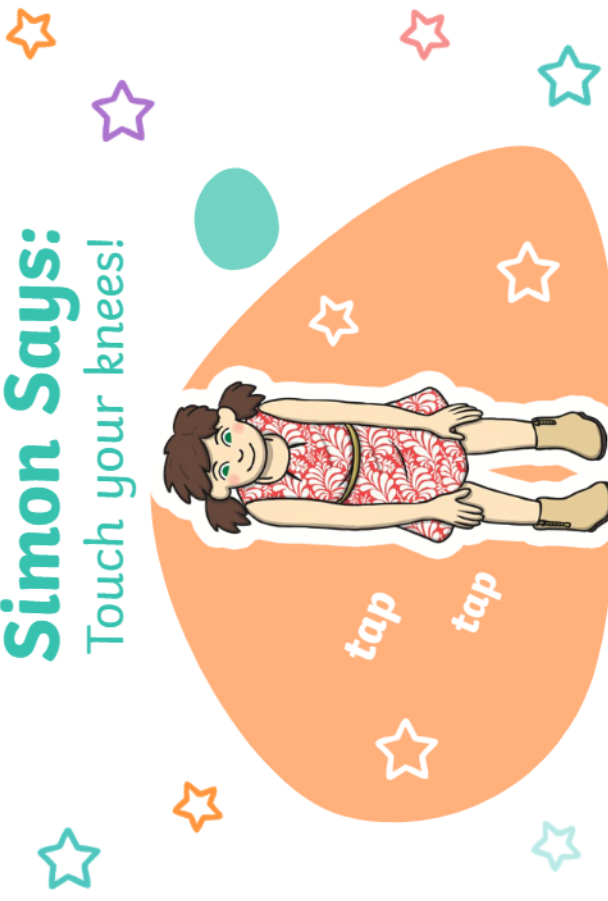
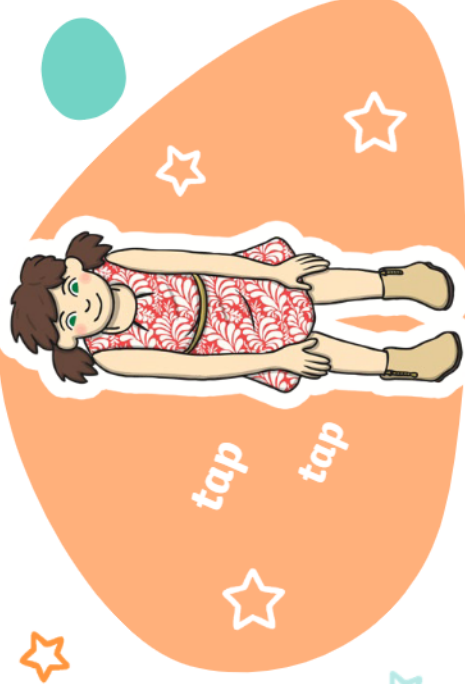
Simon Says:

Hop up and down!



Simon Says:

Touch your knees!




Simon Says:

Tickle your tummy!



Simon Says:

Wave at a friend!



Simon Says:

Pat your head!




Simon Says:

Stamp your feet!



Simon Says:

Smile!




Simon Says:

Clap your hands!

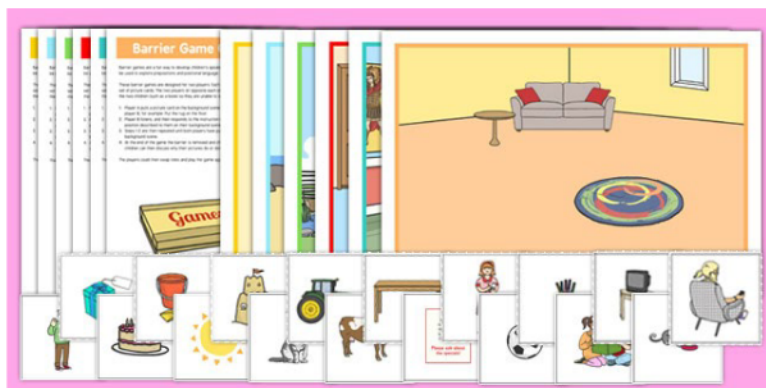


Listening and Attention Skills - At Home




Farmers' Market Shopping Memory Game

[Link to resource](#)




Everyday Scenes Barrier Game Resource Pack

[Link to resource](#)



Under the Sea Themed Jigsaw Activity

[Link to resource](#)



At the Zoo Spot the Difference Game

[Link to resource](#)

Games to Play With Your Child By Area of Communication:

Listening and Attention Skills - Out and About

I Spy with My Little Eye -
'I spy something big and green.' Using size, colour and shape is a great alternative to using initial letters.

Grandmother's Footsteps - choose one person to be the grandmother or father. This person stands with their back to the rest of the players, who then must sneak up to tap 'Grandmother' on the shoulder. Grandmother can turn around at any time and if she sees someone moving, they must go back to the start.

What Time is it, Mr Wolf?

- Great to play in a park or field.

One player is chosen to be the wolf and stands at the opposite end of the playing area to the other players with his back to them. The players then call, "What's the time, Mr Wolf?". Mr Wolf can then answer in two ways:

- by calling a time, in which case the players take the corresponding amount of steps forward (e.g. if he calls 3 o'clock, players take three steps forward)
- by calling 'dinner time', in which case the wolf then turns around and chases the players back to their starting line. If he catches one, that player becomes the new wolf.

The aim of the game is for the players to sneak up and tap Mr Wolf on the back without being caught.



Games to Play With Your Child By Area of Communication:

Turn-Taking Skills

Any multiplayer game is great for developing these skills. You could try:

Snap

Dominoes

Word Tiles

Matching Pairs

Bingo


1

2

3




Turn-Taking Skills




Animals Snap Game

[Link to resource](#)



Dominoes with Dots Game

[Link to resource](#)



Word Tiles Board Game

[Link to resource](#)



Pyjama-Themed Pattern Matching Cards

[Link to resource](#)

Turn-Taking Skills




Healthy Eating Food Bingo

[Link to resource](#)

1

2

3



Games to Play With Your Child By Area of Communication:

Questioning and Instructions

Great for developing verbal communication skills.

Happy Families

Guess Who!

Barrier Games

1

2

3



Disclaimer

We hope you find the information on our website and resources useful. As far as possible, the contents of this resource are reflective of current professional research. However, please be aware that every child is different and information can quickly become out of date. The information given here is intended for general guidance purposes only and may not apply to your specific situation.